


BIGSpring[®]



BY MIRACO



**INSTALLATION INSTRUCTIONS AND
SPECIFICATIONS FOR MODEL 6000**

READ CAREFULLY

MIRACO

A DIVISION OF
AHRENS AGRICULTURAL INDUSTRIES, INC.

BOX 686

GRINNELL, IOWA 50112

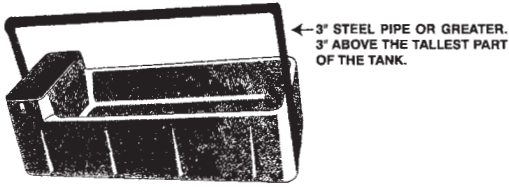
PHONE 641-236-5822

TOLL FREE 1-800-541-7866

FAX 1-641-236-3341

WARNING

A NECK RAIL, GUARD RAIL IS REQUIRED WITH THIS PRODUCT. CATTLE STANDING IN THE TANK CAN CAUSE INJURY TO THEMSELVES AND CAUSE THE WARRANTY TO BE VOID.



specifications

Part 1 General

A. Description

1. BIGSpring is designed to be used as a constant flow waterer in cold climates or with an optional 500 watt heater when constant flow is not available.

B. Weights & Dimensions

Model #	Capacity	Gallons	Description	Dimensions	Wt.
6000	250-300 hd beef 100 hd dairy	60	constant flow optional heater	90" x 33" x 24"	215

C. Material necessary for installation

1. concrete for the base
2. 3" pvc or abs piping for overflow connection (optional)
3. teflon tape thread sealer

Part II Materials, Products

A. Materials

1. High impact rockite, Polyethylene
2. Urethane foam insulation

B. Valve

1. Miraco plastic valve

C. Float assembly

1. Stainless steel arm and thumb screw w/Polyethylene 5" x 5" ball.

D. Heat source

1. Optional Miraco 500 watt heater available in 110 volt or 220 volt models.

E. Hookup Kit

1. 150 psi rubber hose w/plastic ends
2. 3/4" pvc ball valve

F. Anchor bolts

1. 1/2" x 5" stainless steel anchors included




Step 1

Pull the paper off the back of the rubber gasket and stick to the bottom edge of the tank. This is important to keep out air and water.




Step 3

Align the drain pipe (3" PVC male adapter) with the drainage system in the ground. If you are not using constant flow and need to drain the tank to the outside. Place the extra 3" rubber drain plug into this hole from above.



Step 5

Lay entire assembly in molded cradle in the valve compartment.



Step 2

Attach the shutoff valve and 150 psi hose provided to the pvc fittings. Use thread sealer on all connections.



Step 4

Align your tank on the pad and drill 8-1/2" holes in the concrete to accept 1/2" X 5" stainless steel anchors and tighten evenly.




Step 6

Secure with stainless steel strap and bolts.

Step 7

Install 3/8" poly tube. Place one end into plastic valve end and push in to secure. The other end goes thru the tank wall. Push the red cap into the hole to secure it.



Step 8
Install float assembly and adjust water level.



Step 9
Insert the poly drain screen in the overflow hole to keep unwanted debris out of the system for constant flow only, otherwise place a 3" rubber drain plug in this opening.

Miraco Livestock waterers Express warranty and Waiver of implied warranties and consequential damages

Express Warranty

Ahrens Agricultural Industries Co. , dba Miraco, expressly warrants that the Miraco waterers (excluding valve and valve parts) will be free of defects in materials and workmanship for a period of five (5) years from delivery. The Miraco valve and valve parts are warranted to be free of defects in materials and workmanship for a period of one (1) year from delivery. Such warranty does not apply to any Miraco unit that has been subjected to misuse, or material failure to install, operate or maintain in accordance with Miraco's written instructions, or other events acts or omission, including but not limited to acts of nature, which affect the Miraco unit materially and adversely and are not attributable to Miraco.

This warranty is limited to the repair or replacement of the defective part, at the option of Miraco. Such repair or replacement part is warranted only for the unexpired portion of the original warranty period. Buyers with warranty claims should contact their local dealer immediately.

Heaters in all electrically heated units are warranted for a period of three (3) years.

Waiver of implied warranties and Consequential damages

Except for the above express warranty, this product is sold as is. Implied warranties of merchantability and fitness for a particular purpose, as well as special, indirect or consequential damages, are all waived by the buyer.